



**STARLINE**

**INSPIRATION**



**We understand your situation. Installing a swimming pool is a thoughtful investment that you want to enjoy for many years to come. That's why you want to be certain of your choice.**

Rest assured, this inspiration guide will walk you through a series of concrete questions. From deciding how you intend to use the pool to the atmosphere you want to create. Finally, we will explain what is involved in the installation of a swimming pool.



# Introduction



## A Starline Monoblock<sup>®</sup> is more than just a swimming pool.

**It's a place where you create memories with your family, improve your fitness, unwind after a long day at work, and find refreshment on a hot summer day.**

A swimming pool is an experience. That's why we consciously choose luxury and quality, with every detail reflecting our passion and perfectionism.

Experience the difference yourself.



01. **Over half a century  
of experience**

Born from a dream to create perfect pools, with a rich history spanning over fifty years. To date, we have had the privilege of turning over 20.000 dreams into reality.

02. **Dutch Design,  
Made in Belgium**

What we do ourselves, we do better. With this belief, we took full control of the production process. As the only West European producer of composite pools, we set the standard for quality and sustainability.



03. **No compromises  
on water quality**

At Starline, we choose only the best available equipment for water treatment. Only after techniques have been thoroughly tested is the Starline label awarded. This way, you can enjoy crystal-clear swimming water, safe for your children, eyes and skin.

04. **Manufacturer of the  
original Monoblock<sup>®</sup>**

Carefully made-to-order as a one-piece unit. Each pool features a seamless design with fully insulated walls and floor. A solid, unified construction with an unparalleled level of finish.



# The story of Starline

**1973. Valkenswaard. Two brothers. One technical expert and one commercial man. Together, they combined their strengths in their shared passion—building the most beautiful and best swimming pools. At that time, pool construction involved time-consuming and error-prone processes, such as bricklaying walls and finishing with foil or mosaic tiles. Until the brothers introduced a revolutionary concept, the Monoblock®, a high-quality vinylester swimming pool made as a one-piece unit. This development marked a crucial turning point in the swimming pool industry.**



## 1973 The founding by De Nier brothers

The story of Starline began in 1973 when Tini de Nier founded his own company. His brother, Frans de Nier, joined later. This collaboration laid the foundation for Starline. From the beginning, quality and innovation have been the guiding principles of the company. Tini, Frans, and other family members have always been actively involved in the Starline Group. In early 2010, the decision was made to focus on new challenges.



## 1992 Acquisition of the polyester factory

In 1992, Starline acquired the polyester factory Van der Most in Twello. At that time, Van der Most was already producing plastic products such as polyester pool filters and element pools to Poolquip specifications. Under the new name Starline Industries, the company continued its operations. This strategic acquisition not only gave Starline more control over the production process but also provided access to advanced polyester techniques.



## 1996 The birth of the Monoblock®

In 1996, Tini and Frans de Nier made the decision to develop their own pool and market it under their own brand name. The result was the birth of the Monoblock®: a unique, seamless, and stylish pool that combined numerous innovations. Thanks to new safety features, such as a safety edge, an integrated Roldeck® cover and a safety lock, the Monoblock® quickly became a leader in the pool industry.



## 1981 The start of a wholesale business

In 1981, the swimming pool culture in the Netherlands and Europe was still relatively underdeveloped. The availability of materials and techniques was limited. In response to this situation, the de Nier brothers decided to import and sell prefab pools, filter units, components, and chemicals. This step laid the foundation for a wholesale business that ultimately grew into Poolquip.

## 1987 The rise of Roldeck®

An important milestone during this period was the development of the Roldeck®. The imported covers did not meet expectations, and there was no viable alternative available worldwide. This led to the decision to create an innovative solution in-house. As a result, Roldeck® became the pioneer in automatic, safe, and energy-saving pool covers.



## 2010 New production facility opens

In 2010, a significant milestone was achieved with the opening of a state-of-the-art production facility in Pelt, Belgium. This factory was specifically designed to meet the growing demand for high-quality swimming pools, composite products, and covers. Equipped with modern technology and an efficient production process, this facility enables us to deliver world-class products to customers around the globe.

## 2014 Introduction of new pool lines

In 2014, two new pool lines were introduced: the Nova Line and the Infinity Line. To this day, there are no Monoblock® pools with a comparable sleek wall construction. The Nova Line quickly became Starline's most popular pool, appealing to customers with its modern aesthetics and providing a flawless fit for any outdoor space. In 2020, the Urban Active was launched to meet the rising demand for plunge pools.



# Contents

### **03. Discovery journey**

- 12 Which pool best suits your needs?
- 14 What purpose will your pool serve?
- 16 What ambiance do you wish to create?
- 18 Who will be using the pool?

### **04. Pool overview**

- 24 Nova Line
- 26 Infinity Line
- 28 Dynamic Line
- 30 Essential Line
- 32 Classic Line
- 34 City Line
- 36 Urban Active

### **05. More than just a pool**

- 40 The original Monoblock® pool
- 42 Installation of a Monoblock® pool
- 44 Water quality
- 46 Roldeck® pool cover
- 48 Enriching options
- 50 Energy-efficient swimming
- 52 The process in steps

### **06. Get in touch**

- 54 Schedule a non-binding consultation



Discovery journey



# Which pool best suits your needs?

01.

## Garden layout

### DIMENSIONS

It's essential to start with the basics, the location and dimensions. What would be the ideal spot for the pool, and how much space do you have available? Where will the terrace, technical room, and potential pool house be situated? Are there trees in the garden? Perhaps the most important question, where and when does the sun shine in your garden?



SCAN THE QR CODE AND SCHEDULE AN APPOINTMENT AT ONE OF OUR LOCATIONS FOR PROFESSIONAL, NO-OBLIGATION ADVICE.



02.

## Architecture and style

TASTE

Are you envisioning a modern swimming pool that complements sleek lines and minimalist design or would a more classic pool better suit the architecture of your home? What colour schemes are you considering for both the pool and terrace to ensure they harmonise perfectly with the rest of your surroundings?



03.

## Indoor or outdoor?

WELLNESS

Would you like to enjoy your pool all year round? With any Starline pool, you can. If you're considering an indoor pool, there are several important factors to keep in mind, such as structural calculations, ventilation, dehumidification, and sound insulation.

# What purpose will your pool serve?



01.

## Sport and recreation

### CORNER STEPS

Dreaming of a pool that enhances a healthier lifestyle? Consider a pool with corner steps or a sleek, narrow entry on one or both sides. This will maximise your swimming space while providing ample room for uninterrupted laps.

CORNER STEPS  
LEFT

CORNER STEPS  
RIGHT

WALK-IN STEPS  
LEFT/RIGHT



02.

## Aesthetic and functional

### DESIGN STEPS

If you seek a pool that is not only functional but also makes a visual statement, then a pool with designer steps may be exactly what you need. Transform your pool into a true eye-catcher and leave your guests in awe.

WALK-IN STEPS  
OBLIQUE

WALK-IN STEPS  
LOUNGE

WALK-IN STEPS  
ESSENTIAL



03.

## Sunbathing and relaxation

LOUNGE STEPS

Simply looking for a pool where you can unwind and soak up the sun? With lounge steps, you can create a delightful space to cool off alone or enjoy quality time with your family while relaxing in the water.

WALK-IN STEPS  
LOUNGE

BROAD  
WALK-IN STEPS

WALK-IN STEPS  
OBLIQUE

\*PLEASE ENQUIRE ABOUT THE VARIOUS STAIR OPTIONS FOR EACH POOL MODEL AT YOUR LOCAL STARLINE DEALER OR VIEW THE CONFIGURATOR AT [WWW.STARLINEPOOL.COM](http://WWW.STARLINEPOOL.COM).

# What ambiance do you wish to create?

01.

## Ibiza

Inspiring White is a timeless colour, ideal for those seeking a pool with a minimalist and sleek appearance. This colour evokes a calm and fresh atmosphere, making the water crystal clear and creating an inviting and serene Ibiza vibe.

02.


## Tropical

Soothing Blue exudes a vibrant and cheerful ambiance, making it ideal for families with children. This light blue hue is an excellent choice if you want to give your pool a tropical look and create a holiday feeling in your own backyard.



INSPIRING WHITE

SOOTHING BLUE



ELEGANT GREY

STUNNING GREY

03.

## Rustic

Elegant Grey, as the name suggests, adds a touch of elegance and is perfect for those who appreciate a rustic aesthetic. This light grey shade is beloved for its versatile charm. The subtle character of this colour makes it a safe choice, as it blends well with other styles and materials.

04.

## Modern

Deep grey pools have grown significantly in popularity, as they blend beautifully with modern architecture. What makes this colour unique is that the water changes hue throughout the day, similar to a clear bay at the most beautiful holiday destination. This makes the pool a lively element in any garden.

# Who will be using the pool?





Swimming pools are a fantastic source of enjoyment, relaxation, and exercise for people of all ages. They often serve as the centerpiece of the garden. When looking for a pool, it is important to create both an inviting and safe environment.

## Safety and comfort for every swimmer, regardless of age

### SAFETY AS TOP PRIORITY

At Starline, safety and comfort are essential for everyone, young and old. That's why all our pool steps come standard with a non-slip texture, ensuring safe and easy access to and from the pool. Additionally, our pools are equipped with a Roldeck® slatted cover as a standard feature. This not only provides a safe covered pool but also saves energy.

01.

## Family-friendly design

### STANDING EDGE AND SAFETY RIM

Engineered with a family-friendly pool in mind, Starline offers several models with an integrated standing edge and safety rim. The standing edge, a raised border along the pool wall, provides a resting point all around the pool. In addition, the safety rim at the top of the pool wall provides solid support when the cover is closed.

DYNAMIC  
LINE

ESSENTIAL  
LINE

CITY  
LINE

02.

## Aesthetic design

### SLEEK WALL CONSTRUCTION

If a family-friendly design is less relevant, the aesthetic option with a sleek wall construction may be a more suitable choice. The aesthetics of a pool are determined by the interplay of lines in the design. With this in mind, several models have been designed where the walls are almost dead straight, at 91°. Starline is the only manufacturer of composite pools with nearly straight walls.

NOVA  
LINE

INFINITY  
LINE

URBAN  
ACTIVE



# Pool overview

**“We understand that the search for a swimming pool can be overwhelming. With 50 years of experience, we can guide you through this like no other.”**



# Immerse yourself in our selection of luxury pools

A small or a large pool? Wide or narrow? Modern or yet prefer classic? Maybe even an infinity pool? These are all questions to ask yourself when looking for a luxury pool. No need to panic, there is plenty of choice in our range. According to our experts, the size is the right start in this search.



SCAN THE QR CODE TO  
DISCOVER THE FULL  
STARLINE RANGE.



01.

## Nova Line


- High waterline to just below the coping stones
- Minimalist design with sleek lines
- Various lengths and walk-in steps possible



04.

## Essential Line


- Timeless design with a classic touch
- Practical wide walk-in steps with centred starting block, optional with integrated jet stream
- Integrated standing edge and safety rim



05.

## Classic Line

- Elegant Mediterranean design with a classic touch
- Semi-circular walk-in steps with centred starting block, optional with integrated jet stream
- Integrated standing edge and safety rim



02.

## Infinity Line


- Infinity pool with stunning mirror effect
- Minimalist design with sleek lines
- Various lengths and walk-in steps possible



03.

## Dynamic Line


- Spacious family pool with a grandiose view
- Various walk-in steps possible
- Integrated standing edge and safety rim



06.

## City Line

- Compact design, suitable for any urban garden
- Maximum swimming space thanks to cleverly designed corner stairs
- Integrated standing edge and safety rim



07.

## Urban Active

- Plunge pool, suitable for any urban garden
- Oblique walk-in steps turn your pool into a real eye-catcher
- Optional with Starline Endless Swimming counter-current system



# Nova

## Line

For the Nova Line, the concept of a 'swimming pool' has been instilled to its essence. The result is sleek, minimalist lines and edges. This pool line features a high water level, positioned just below the coping stones.

Swimming pools from the Nova Line exude pure class and simplicity, embodying absolute natural beauty.

### 01. High waterline

The innovative skimmer system creates a high water line, giving the pool a modern look.

### 02. Sleek wall construction

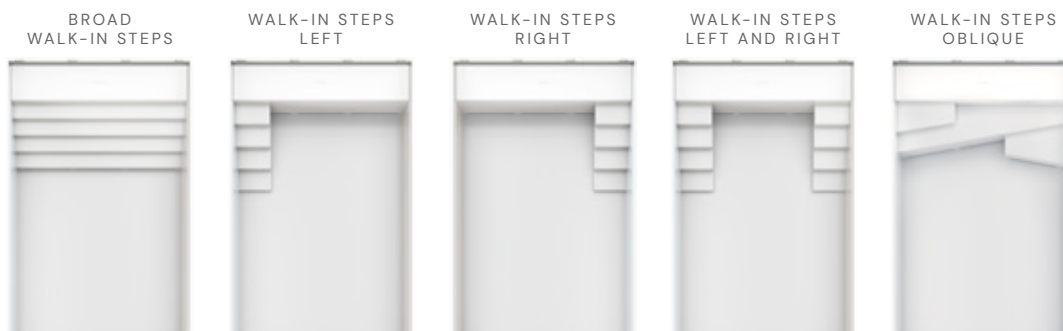
With its sleek walls and minimalist design, this pool is an excellent match with a modern garden design.



## DIMENSIONS


<b>Nova 60</b>	6 X 3 X 1,55 M	23.000 L / 950 KG
<b>Nova 80</b>	8 X 4,10 X 1,55 M	45.000 L / 1.830 KG
<b>Nova 100</b>	10 X 4,10 X 1,55 M	57.000 L / 2.190 KG
<b>Nova 120</b>	12 X 4,10 X 1,55 M	66.000 L / 2.550 KG

## WALK-IN STEPS



\*NOVA 60 IS ONLY AVAILABLE WITH BROAD WALK-IN STEPS.

## COLOURS





# Infinity

## Line

Experience a harmonious blend of timeless elegance and unprecedented luxury with the Infinity Line. This infinity pool is a masterpiece in itself and designed to leave a lasting impression.

Water flows away silently through a subtle joint, allowing the pool to merge elegantly with its surroundings.

### 01. An exclusive look

An infinity pool gives the ultimate feeling of luxury and is a gem in any garden or indoor space.

### 02. A unique mirror effect

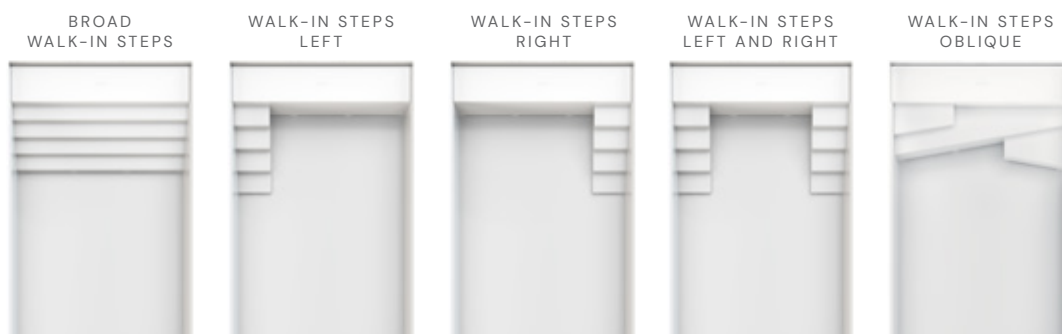
The overflowing waterline is level with the terrace, creating a unique mirror effect.




## DIMENSIONS

<b>Infinity 80</b>	8 X 4,10 X 1,60 M	49.500 L / 1.990 KG
<b>Infinity 100</b>	10 X 4,10 X 1,60 M	62.000 L / 2.370 KG
<b>Infinity 120</b>	12 X 4,10 X 1,60 M	74.500 L / 2.750 KG

## WALK-IN STEPS



## COLOURS





# Dynamic

## Line

**With a generous length of 11 metres, this family pool offers ample space for recreational activities. The integrated standing edge and safety rim make this pool a suitable choice for both young and old.**

If you are an avid swimmer and want to make the most of the length of the pool, you can opt for corner steps that take up little to no space.

### 01. Lounging, relaxing, sunbathing

The popular lounge steps, with 'lazy-steps', offer the perfect place to relax with friends and family.

### 02. Safe resting spot all around the pool

The walls in the pool have an integrated standing edge, offering the opportunity to take a break.



DIMENSIONS

**Dynamic 110**

11 X 4 X 1,50 M

60.000 L / 1.550 KG

WALK-IN STEPS

WALK-IN STEPS  
LOUNGE



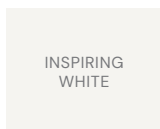
CORNER STEPS  
LEFT



CORNER STEPS  
RIGHT



COLOURS





# Essential

## Line

**Enter a timeless haven of tranquillity and elegance. The design of the Essential Line is one with classic allure. A striking feature is the Essential Line's spacious entry steps, which not only look stunning but also make entering the pool extremely comfortable.**

The Essential Line is designed to integrate seamlessly into any style, adding a touch of luxury to any space.

### 01. Timeless elegance

The organic lines create a timeless pool design with a subtle classic look.

### 02. Safe resting spot all around the pool

The walls in the pool have an integrated standing edge, offering the opportunity to take a break.



DIMENSIONS

Essential 80	8 X 4 X 1,50 M	35.000 L / 1.130 KG
Essential 90	9 X 4 X 1,50 M	40.000 L / 1.225 KG
Essential 100	10 X 4 X 1,50 M	45.000 L / 1.320 KG

WALK-IN STEPS

WALK-IN STEPS  
ESSENTIAL



COLOURS





# Classic

## Line

Meet the classic splendor of the Classic Line, the pool where timeless elegance merges with contemporary comfort. The distinctive crescent-shaped entry steps make this pool the ideal model for country or Mediterranean-style gardens or houses.


This classic pool transforms any space into a unique place where precious moments are shared and countless memories are made for life.

### 01. An atmospheric get-together

The semi-circular walk-in steps provide an inviting seating area with an atmospheric focal point for socializing.

### 02. Safe resting spot all around the pool

The walls in the pool have an integrated standing edge, offering the opportunity to take a break.



DIMENSIONS


Classic 80	8,30 X 4 X 1,50 M	36.000 L / 1.090 KG
Classic 90	9,30 X 4 X 1,50 M	41.000 L / 1.190 KG
Classic 100	10,30 X 4 X 1,50 M	46.000 L / 1.290 KG

WALK-IN STEPS

WALK-IN STEPS  
CLASSIC



COLOURS





# City Line

**Looking for maximum swimming pleasure with minimal space? The City Line offers the solution. As its name suggests, this pool is specially designed to fit today's city life with compact gardens.**


The idea that you need a large garden for a pool is a thing of the past. Thanks to the City Line, you can enjoy a full and stylish private pool even in a smaller garden.

## 01. Maximum swimming area

The cleverly designed corner steps allow you to make the most of this compact size.

## 02. Safe resting spot all around the pool

The walls in the pool have an integrated standing edge, offering the opportunity to take a break.



DIMENSIONS

City 70

7 X 3,50 X 1,50 M

30.000 L / 1.050 KG

WALK-IN STEPS

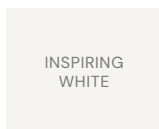
CORNER STEPS  
LEFT



CORNER STEPS  
RIGHT



COLOURS





# Urban

## Active

Escape from the busy city life with the Urban Active, a stylish plunge pool suitable for any urban garden. Designed to add a Starline Endless Swimming counter-current system, allowing you to enjoy endless swimming fun.

For those who prefer to take it easy, the Oblique walk-in steps offer plenty of seating to cool off at different levels in the water.

### 01. An impressive design

A unique yet functional walk-in step makes this pool a feast for the eyes.

### 02. High waterline

The hidden skimmer system creates a beautiful water line, which reaches just below the edge stones.



DIMENSIONS

Urban 45

4,50 X 2,50 X 1,35 M


12.100 L / 860 KG

WALK-IN STEPS

WALK-IN STEPS  
OBLIQUE



COLOURS





More than just a pool

**“A swimming pool is more than just a luxurious addition; it is an experience, comfort at any time of the day, and an investment for life.”**





# The original Monoblock<sup>®</sup> swimming pool

Protecting a product name is not something we do lightly. We were the first and still are the only manufacturer of fibre-reinforced swimming pools in the Benelux. But the Monoblock<sup>®</sup> is more than just a pool. It comprises a unique and trusted working method that we have been using for 50 years. Discover the unique characteristics of the original Monoblock<sup>®</sup> pool compared to a monoblok or monopool.



01.

## A solid, seamless and leak-proof unit

A Monoblock® is a high-quality fibre-reinforced pool made in one piece with pre-assembled piping and built-in parts. The shell is shaped off a production mould and cured in the oven. This makes it seamless and leakproof. It is like a ready-to-use pool that is placed in the ground. This not only eliminates the risk of mistakes in construction work but also ensures that it lasts longer than traditional pools.

03.

## Unique, sleek walls of unparalleled standard

The radius of inclination (91°) between the bottom and wall not only affects aesthetics but also highlights our expertise in the manufacturing process. Indeed, it takes a huge amount of craftsmanship to make a pool with a tight wall. A pool with a sloping wall comes off the mould more easily. Reducing the radius and therefore releasing the pool from the mould, is not a simple task and requires decades of experience.

02.

## The sturdiest construction with optimum insulation

A Starline Monoblock® weighs between 1000 and 3000 kg on average because we do not compromise when it comes to materials. Our double-walled construction consists of seven different layers, that are carefully applied, layer by layer, by our craftsmen and finished to perfection. From the insulation foam and dual-cross layer full-force vinylester layer to the ISO-NPG gelcoat and waterproof coating, each layer contributes to the exceptional strength and high insulation value of our pools.

04.

## Quality over quantity

To guarantee our quality standards, we wield a made-to-order process in our state-of-the-art production facility in Belgium. Storing swimming pools stacked together is a no-go for us. Due to the massive and sleek construction of our Monoblock® pools, it is impossible to stack them. This also prevents friction between the pools and eliminates the risk of possible damage.

# Installation of a Monoblock<sup>®</sup> pool

The installation of a swimming pool is not something you experience every day and it is understandable that you wonder how it is done. Fortunately, you don't have to worry about that! With over 50 years of experience, we at Starline have developed a streamlined process for installing our Monoblock<sup>®</sup> pools.

The overall process typically takes 1 to 2 weeks and is carried out exclusively by our experienced Starline dealers. This is to ensure that your dream pool is realised with precision.

## 01. Preparations & groundwork

— The Starline specialist makes all the preparations: draws up the technical plan, assists with any permits, conducts a soil survey if necessary, and excavates the ground.

## 02. Manufacturing the pool

— Your configured Starline pool is produced with utmost care and precision in Pelt (Belgium). Built-in parts and piping are pre-assembled for efficient installation.

## 03. Pouring a concrete floor

— A solid concrete foundation is poured and levelled, providing a stable base on which the pool can be placed.

## 04. Placement of the pool

— The pool is carefully placed on the concrete foundation using a crane, ensuring everything is perfectly aligned.

## 05. Connecting piping and equipment


— The pipework and technical installation are connected. Followed by a test to ensure the pipework is properly pressurised and all connections have been made correctly.

## 06. Replenishing pool exterior

— While the pool is being filled with water, stabilizing sand is applied around it to support the walls and ensure it stays securely in place.

## 07. Finishing and handover

— Finally, the pool cover gets installed, and the coping stones are laid for an attractive and safe finish. After that, the pool is handed over and ready for use.



SCAN THE QR CODE TO WATCH  
A VIDEO ON HOW A STARLINE  
MONOBLOCK® POOL IS INSTALLED.

# Installation of a Sterck. pool

The installation of a swimming pool is not something you experience every day and it is understandable that you wonder how it is done. Fortunately, you don't have to worry about that!

The overall process typically takes 1 to 2 weeks and is carried out exclusively by our experienced Starline dealers. This is to ensure that your dream pool is realised with precision.

## 01. Preparations & groundwork

— The Starline specialist makes all the preparations: draws up the technical plan, assists with any permits, conducts a soil survey if necessary, and excavates the ground.

## 02. Manufacturing the pool

— Your configured Starline pool is produced with utmost care and precision in Pelt (Belgium). Built-in parts and piping are pre-assembled for efficient installation.

## 03. Pouring a concrete floor

— A solid concrete foundation is poured and levelled, providing a stable base on which the pool can be placed.

## 04. Placement of the pool

— The pool is carefully placed on the concrete foundation using a crane, ensuring everything is perfectly aligned.

## 05. Connecting piping and equipment

— The pipework and technical installation are connected. Followed by a test to ensure the pipework is properly pressurised and all connections have been made correctly.

## 06. Replenishing pool exterior

— While the pool is being filled with water, stabilizing sand is applied around it to support the walls and ensure it stays securely in place.

## 07. Finishing and handover

— Finally, the pool cover gets installed, and the coping stones are laid for an attractive and safe finish. After that, the pool is handed over and ready for use.

④

⑤

⑦



①

②

③

⑥



# No compromises on water quality

To ensure that swimming water remains clear and clean, proper water treatment is necessary. Besides installing the pool, the authorised Starline dealer also installs the technical installation, ensuring you a comprehensive and professional service.

There are plenty of pool technology options to choose from. At Starline, we even offer our pool technology under our own label, allowing us to guarantee the best water quality for your skin and eyes. Additionally, you can opt to automate the majority, so you have less to worry about.

## 01. Pool pump

— The Starline SHCS is a powerful, quiet, and energy-efficient pump for the circulation of swimming water. It draws water towards the filter and pumps the clean water back into the pool.

## 02. Pool filter

— The pool filter captures all dirt particles from the swimming water using sand or glass bead filling. Starline filters feature a unique herringbone cartridge system for maximum filtration.

## 03. Water disinfection

— Swimming water can be disinfected using chlorine or the unique Starline Pure Water system. With this system, you can swim in clean water without the addition of any liquid chemicals.

## 04. Heat pump

— A Starline heat pump maintains a pleasant water temperature year-round. Thanks to the full inverter technology, this pump is highly energy-efficient.

## 05. Roldeck<sup>®</sup> control


— Thanks to the automatic Roldeck<sup>®</sup> control, manually rolling up a cover is unnecessary. With just the touch of a button, the pool opens or closes.

## 06. Control unit

— This control box ensures faultless connection and communication between the various technical devices, programming and controls.

## 07. Poolmanager

— The Starline Poolmanager enables greater automation for your pool, including app control for easy monitoring and management of all techniques and options. The Starline dealer can remotely monitor the values of your pool.



# Roldeck® pool cover

The automated Roldeck® system, standard in the Monoblock®, offers not only a beautifully covered pool but also reduced maintenance, enhanced safety, and energy efficiency.

Roldeck® is a leading name in pool cover solutions and also part of the Starline Group. Like the Monoblock® pools, Roldeck® covers are produced at our advanced production facility in Pelt, Belgium.

## SAFETY FIRST

Roldeck® systems meet the stringent French safety standard NF P90-308, the highest for pool covers in Europe. To meet this standard, the cover must be able to support an adult weight of 100 kg.

## SEAMLESSLY INTEGRATED

Every Starline pool is equipped with a Roldeck® cover, discreetly hidden under the pool's lounge platform or beneath the terrace. This eliminates the need for unsightly above-ground pool cover systems.

## ENERGY-SAVING

A Roldeck® cover not only elevates the pool's aesthetic but also significantly boosts energy efficiency, reducing heat loss and minimizing evaporation by up to 70%.

## AUTOMATIC OPERATION

Fully automated, Roldeck® opens and closes at the touch of a button. Manual actions are no longer necessary and you have more time to relax and enjoy your pool.



COLOURS



SOLAR  
ECLIPSE®  
BLUE



SOLAR  
ECLIPSE®  
TRANSPARENT



SOLAR  
ECLIPSE®  
VOLCANO  
GREY



SOLAR  
ECLIPSE®  
ALU-LOOK




ECLIPSE®  
CRYSTAL  
CLEAR

\*PLEASE CONTACT YOUR LOCAL STARLINE DEALER FOR MORE INFORMATION AND ADVICE ON THE AVAILABLE COLORS AND OPTIONS.

SOLAR SLATS

Want to heat your pool sustainably? Then opt for solar slats. These absorb the sun and transfer its heat to the pool water. This way, you heat the water in a sustainable and cost-efficient way.



# Complete your pool with enriching options

For those who like simplicity, we offer standard solutions. But for those who want to get more out of their pool, we have enriching options available. Think of luxury additions such as LED lighting, a counter-current system or Pure Water. Personalise your pool according to your wishes and create a unique spot with optimal comfort and possibilities of use.



01.

02.

## Pool lighting

Pool lighting sets the stage for an inviting and atmospheric ambience, offering the choice between cool white, warm white, or RGB lighting for ultimate personalization. RGB lighting adds versatility, allowing you to shift the water's colour to create the perfect mood for parties or barbecues. These advanced lighting options are not only practical but also transform your pool into a stunning focal point, enhancing its style and visual appeal.

## Built-in components

Add a unique, personal touch to your pool with stylish built-in components. Skimmers, injectors, bottom and wall fittings are essential not only for functionality, but also for enhancing the pool's overall aesthetic. That's why we offer these elements in a range of designs, shapes (square or round), materials (stainless steel or ABS) and colours (white, cream and grey), ensuring that every detail seamlessly complements the rest of your pool's design.

03.

## Endless Swimming

Are you an avid swimmer looking for a challenge? Experience swimming like never before with Starline Endless Swimming. This cutting-edge turbine generates a wide, continuous current where you can swim endlessly, regardless of your pool size. It's the perfect way to enhance your fitness and endurance. Additionally, you can choose optional LED lighting or an app with training programmes.



04.

## Pure Water

Starline Pure Water represents the latest innovation in water disinfection and uses a membrane electrolysis technique. This process works with pure salt and takes place separately in the unit so that no residual chlorine or other chemicals enter the pool. The fully automated system delivers crystal-clear, clean and healthy swimming water that is exceptionally soft to the touch. Moreover, there is no chlorine smell or eye and skin irritation.



# Energy-efficient swimming





While inexpensive solutions may initially appear appealing, a swimming pool can ultimately become costly. At Starline, we focus on developing energy-efficient technologies because investing in a sustainable pool now pays off in the long run. This approach benefits not only the environment but also your budget.

01.

## Energy-saving solutions

TECHNICAL INSTALLATION

A reliable technical installation is essential. That's why investing in quality and efficient solutions is a good choice. Starline offers various advanced technologies, such as the SHCS variable frequency pump, which automatically switches to a lower speed when the pool is not in use. Extend your swimming season with the Starline heat pump, which is extremely energy-efficient thanks to its full inverter technology. Do you have solar panels? Use them to heat your pool sustainably.

03.

## Smart pool control

STARLINE POOLMANAGER

The Starline Poolmanager allows you to manage your pool from anywhere, at any time. Not planning to use the pool? Effortlessly adjust the water temperature remotely to save costs —every degree counts. You can also automate the Poolmanager based on the outdoor temperature and weather conditions, ensuring you only consume energy when necessary.

02.

## Fully insulated

LONG-TERM SAVINGS

With insulated walls and a base, combined with a solar slat cover, a Starline Monoblock® pool requires minimal heating to reach and maintain its temperature. Every Starline Monoblock® comes standard with high-quality PU foam insulation in the walls, a honeycomb structure in the base, and a Roldeck® cover. Additionally, the Starline Monoblock® is renowned for its longevity, making your investment even more appealing.

# The process in steps

Having over 20,000 remarkable projects to our name, our pool specialists consistently ensure an efficient and smooth process. Thanks to our extensive dealer network across Europe, there is always a local specialist available for personalised advice. With years of experience with Starline, you can rely on a hassle-free installation from start to finish.



SCAN THE QR CODE TO FIND THE STARLINE SPECIALIST IN YOUR REGION.



## 01. Orientation

Hopefully, you have found something in this inspiration guide that suits your situation and taste. To be sure, you can use the configurator at [www.starlinepool.com/configurator](http://www.starlinepool.com/configurator). Additionally, we warmly invite you to visit the Starline Experience Center or one of the other locations, where you can view and experience our various pool ranges.



## 04. Approval and planning

After approval, your pool goes into production, and a detailed execution plan is drawn up. You can even visit our production facility in Pelt, Belgium, to see the production process of your Monoblock® up close. The Monoblock® pool is made in one piece, with built-in components and accessories installed in the factory, minimizing construction work during installation.



## 05. Placement and installation

The construction and installation process begins with the excavation of the ground and the pouring of the concrete foundation. The pool is then delivered directly from the factory to your location. Your Starline dealer ensures precise placement of the pool, fills the outside with stabilizing sand, and connects it to the technical installation.



## 02. Consultation

Starline connects you with a dealer in your region who is a specialist in pool installation. Together with this dealer you will discuss your specific requirements, either at your home or at the dealer's showroom. You will also receive complete information about Starline and the entire process of installing a Monoblock® pool.

## 03. Design and quotation

After the consultation, your Starline dealer will gladly visit your location to measure the space and assess the situation. The optimal pool location and any technical requirements, such as a crane, will be coordinated. Based on your preferences, you will receive a personalised quotation with the costs and specifications of the pool.



## 06. Quality control and handover

The surrounding area is expertly finished with patio tiles, while the pool undergoes thorough technical testing. After installation, an extensive quality check is performed to ensure that everything functions according to the established standards. Your pool is then officially handed over, complete with a detailed explanation of use and maintenance.

## 07. Aftercare

After the handover, the Starline dealer ensures optimal maintenance of your pool. This includes preparing the pool for both summer and winter, as well as regular maintenance visits where all technical components are carefully checked. In case of unexpected malfunctions, the service technician is ready to quickly resolve the issue.



**STARLINE**  
THE PERFECT POOL

**STARLINE**  
THE PERFECT POOL

ZWEMBADEN  
SPA'S  
AFDEKINGEN

Get in touch

## Always near you, wherever you are

### STARLINE EXPERIENCE CENTER

Are you looking for the ultimate source of inspiration for your swimming pool project? Then visit the Starline Experience Centre and discover no fewer than four different pools.

De Vest 50B  
5555 XP Valkenswaard  
The Netherlands

+31 (0) 40 201 33 33  
[www.starlinepool.com](http://www.starlinepool.com)  
[info@starlinepool.com](mailto:info@starlinepool.com)



SCAN THE QR CODE AND MAKE AN APPOINTMENT AT THE EXPERIENCE CENTER OR THE FACTORY.

### FABRIEK

Curious about how your pool is made? Make an appointment and visit our state-of-the-art factory in Belgium, the only composite pool factory in the Benelux. (by appointment only)

Siberiëstraat 20  
B-3900 Pelt  
Belgium

+32 (0) 11 646 900  
[www.starlinepool.com](http://www.starlinepool.com)  
[info@starlinepool.com](mailto:info@starlinepool.com)



### EXCLUSIVE DEALER NETWORK

Starline cooperates with an exclusive network of swimming pool specialists: our Starline dealers. Many of them own showrooms, which means you don't have to travel far to see our high-quality products. On our website, you can easily find your nearest Starline dealer and get in touch.



SCAN THE QR CODE AND FIND YOUR NEAREST STARLINE DEALER.



Get inspired by our  
pool realisations

[STARLINEPOOL.COM/PROJECTS](https://STARLINEPOOL.COM/PROJECTS)





[www.starlinepool.com](http://www.starlinepool.com)

Starline® reserves all rights to its trademarks, designs, and other intellectual property. Unauthorized use of the Starline name, logo, or related materials is strictly prohibited. Starline accepts no liability for any inaccuracies or changes in product specifications. The information provided does not constitute a legally binding offer.